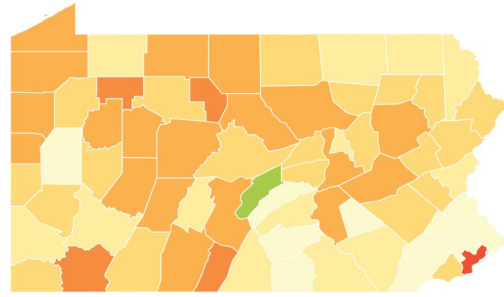


# MIFFLIN COUNTY



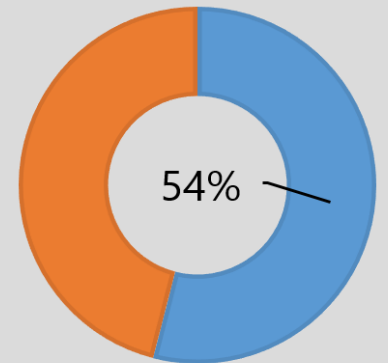
## SCHOOL BREAKFAST IN PENNSYLVANIA

### County Totals

- 1 District
- 10 Schools
- 9 Schools (90%) Serve Breakfast

4,937  
Total Students

2,678  
FRP\*-Eligible Students



■ % of Students Eligible for FRP\* Meals  
■ % of Students Not Eligible

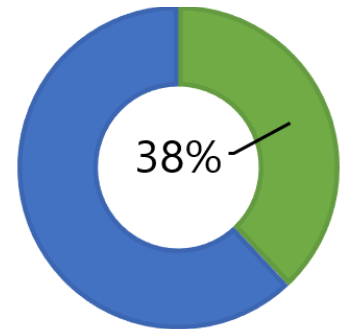
### Breakfast by the Numbers

■ Daily FRP\* Breakfasts

■ Daily FRP\* Lunches



**Breakfast-Lunch Ratio:**  
(Of all the students eating FRP\* school lunch, the percent also eating FRP\* school breakfast)



\*Free and Reduced-Price (FRP) eligibility is 185% of the poverty line and below, which for a family of four is \$46,435.

\*\*The "Blueprint for a Hunger-Free PA" includes a goal for PA to achieve a breakfast to lunch ration of 60% by 2020. Food Research and Action Center (FRAC) promotes a 70% breakfast to lunch ratio goal. (See reverse for citations)

### Benefits of School Breakfast

- Better scores on standardized tests
- Better lifelong eating habits
- Lower risk of childhood obesity
- Fewer visits to the nurse's office
- Fewer behavioral & discipline problems
- Fewer absences, tardy arrivals, and missed class time

Data from the PA Department of Education, October 2018



# School District Totals

School District	Number of Schools	Number of Schools Serving Breakfast	Number of Students	Number of FRP*-Eligible Students	Average Daily Participation		Breakfast to Lunch Ratio
					Breakfast	Lunch	
Mifflin County	10	9	4,937	2,678 (54%)	791	2,057	38%

**Note on Methodology:**

The average daily student participation data for the 2018-2019 school year were calculated by dividing the number of free and reduced-price (FRP) breakfast and lunches served in October of each year by the number of school days for that same month. The average daily FRP school breakfast participation was then compared to the average daily FRP lunch participation. District totals include individual schools that do not have breakfast programs as long as at least one district school serves breakfast.